



Republic of the Philippines  
**National Electrification Administration**  
Quezon City

10 September 2004

NEA MEMORANDUM No. 2004-021

TO : ALL ELECTRIC COOPERATIVES (ECs)

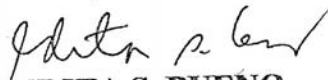
SUBJECT : FIRST SEMESTER 2004 CATEGORIZATION  
ADVISORY

-----

Attached is copy of the First Semester 2004 Categorization of ECs. This advisory contains the evaluation of your six months performance which reflects how you are faring in the different operational parameters.

We advise those with below standard ratings to focus on the areas where their performance ratings are weak to ensure the attainment of their 2004 targets. Those with high ratings are encouraged to continue to strive for excellence.

This advisory does not authorize any upward or downward benefits or incentives but is released as a fair notice to all ECs. The final and official category rating of ECs shall be released First quarter of Year 2005.

  
**EDITA S. BUENO**  
Administrator

NATIONAL ELECTRIFICATION  
ADMINISTRATION

IN REPLYING, PLS. CITE: #OR005635



NER-08005635

*22  
9/24/04*

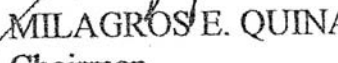
09 September 2004

MEMORANDUM FOR THE ADMINISTRATOR


SUBJECT : FIRST SEMESTER CATEGORIZATION OF ECs

May we submit for your approval the attached copy of the results of the Committee on Categorization's evaluation of the ECs' performance during the first semester of the year 2004.

Attached also for your signature is the advisory to ECs on their semestral categories.

  
MILAGROS E. QUINAJON  
Chairman  
Committee on ECs Categorization

APPROVED:

  
EDITA S. BUENO  
Administrator

NATIONAL ELECTRIFICATION  
ADMINISTRATION  
IN REPLYING, P.L.C. SITE: #OR005635



*ed*  
*9/29/04*

FIRST SEMESTER - 2004 EC CATEGORIZATION

COOPERATIVE	Amortization Payment		Systems Loss		Collection Efficiency	Payment to PS	Non-Power Cost	Demerit Points				1st Sem. 2004	
	Major	Incentive	Major	Bonus				Cash Adv.	No AB	No CF	No SF for Rein.	Total	Category
<b>REGION I</b>													
ILOCOS NORTE	C		12		100	C	w/in	21					A+
	25	5	25		20	10	15	0				100	
ILOCOS SUR	C		14		99	C	w/in	31					A+
	25	5	20		20	10	15	0				95	
LA UNION	C		15		100	C	w/in	61					B
	25	5	0		20	10	15	1				74	
PANGASINAN I	R		19		100	C	w/in	98					D
	2		0		20	10	15	1				46	
CENTRAL PANGASINAN	Res		20		90	Rel-1	w/in	48					D
	0		0	2	15	5	15	0				37	
PANGASINAN III	C		15		95	C	w/in	25					A
	25	5	0	9	20	10	15	0				84	

88  
 J. S. B. P.  
 J. S. B. P.

COOPERATIVE	Amortization Payment		Systems Loss		Collection Efficiency	Payment to PS	Non-Power Cost	Demerit Points				1st Sem. 2004	
	Major	Incentive	Major	Bonus				Cash Adv.	No AB	No CF	No SF for Rein.	Total	Category
<b>REGION II</b>													
BATANES	C		3		91	C	(2)	42					A+
	25	5	25	6	16	10	13	0				100	
CAGAYAN I	C		17		100	C	w/in	93					B
	25	3	0		20	10	15	1				72	
CAGAYAN II	C		19		99	C	w/in	22					A
	25	5	0		20	10	15	0				75	
ISABELA I	R		17		93	C	(1)	1,116					D
	13		0		18	10	14	22		1		32	
ISABELA II	R		19		94	C	(1)	212					D
	8		0		19	10	14	4		1		46	
NUEVA VIZCAYA	C		15		86	C	w/in	105					C
	25	3	0		11	10	15	2				62	
QUIRINO	C		14		100	C	(3)	232					A
	25	2	20	4	20	10	12	4				89	

**CORDILLERA AUTONOMOUS REGION (CAR)**

ABRA	C		16		98	C	(5)	79					B
	25	1	0		20	10	10	1				65	
BENGUET	R		9		100	4	w/in	195					B
	10		25		20	0	15	3				67	
IFUGAO	C		19		85	C	w/in	20					B
	25	5	0		10	10	15	0				65	
KALINGA-APAYAO	C		18		92	C	w/in	84					B
	25	3	0		17	10	15	1				69	
MT. PROVINCE	R		15		94	C	w/in	232					D
	2		0		19	10	15	4				42	

COOPERATIVE	Amortization Payment		Systems Loss		Collection Efficiency	Payment to PS	Non-Power Cost	Demerit Points				1st Sem. 2004	
	Major	Incentive	Major	Bonus				Cash Adv.	No AB	No CF	No SF for Rein.	Total	Category

REGION III

AURELCO	C		13		96	C	w/in	33					98	A+
	25	5	23		20	10	15	0						
TARLAC I	C		14		96	C	w/in	160					92	A+
	25	5	20		20	10	15	3						
TARLAC II	C		12		96	C	(2)	26					98	A+
	25	5	25		20	10	13	0						
NUEVA ECUIA I	R		16		88	Rel-C	w/in	39					18	E
	(21)		0	4	13	8	15	0			1			
NUEVA ECUIA II	R		23		85	Rel-1	(1)	523					6	E
	(15)		0	2	10	5	14	10						
SAN JOSE CITY	C		18		97	C	w/in	20					70	B
	25		0		20	10	15	0						
PRESCO	R		13		93	C	w/in	195					42	D
	(21)		23		18	10	15	3						
PAMPANGA I	Res		22		87	Rel-C	w/in	2					42	D
	4		0	3	12	8	15	0						
PAMPANGA II *														
PAMPANGA III *														
PENELCO	C		13		94	C	w/in	368					90	A+
	25	5	23		19	10	15	7						
ZAMBALES I	R		16		96	C	w/in	25					47	D
	2		0		20	10	15	0						
ZAMBALES II	R		13		94	C	(7)	23,796					(419)	E
	(8)		23	4	19	10	8	475						

\* Evaluation of operating performance not conducted due to late submission of MFSR as of June 30, 2004

COOPERATIVE	Amortization Payment		Systems Loss		Collection Efficiency	Payment to PS	Non-Power Cost	Demerit Points				1st Sem. 2004	
	Major	Incentive	Major	Bonus				Cash Adv.	No AB	No CF	No SF for Rein.	Total	Category

REGION IV

LAGUNA	R		23		85	Rel-1	(3)	93					5	E
	(21)		0		10	5	12	1						
BATANGAS I	C		15		99	C	w/in	4					75	A
	25	5	0		20	10	15	0						
BATANGAS II	Res		15		97	Rel-1	(2)	557					35	D
	8		0		20	5	13	11						
QUEZON I	C		16		93	C	w/in	212					69	B
	25	5	0		18	10	15	4						
QUEZON II	R		17		98	C	w/in	31					47	D
	2		0		20	10	15	0						
LUBANG	R		20		92	C	(10)	95					10	E
	(21)		0		17	10	5	1						
OCCIDENTAL MINDORO	C		16		100	C	w/in	84					72	B
	25	3	0		20	10	15	1						
ORIENTAL MINDORO	C		13		100	C	w/in	17					98	A+
	25	3	23	2	20	10	15	0						
MARINDUQUE	R		15		99	1	(1)	41					65	B
	23		0		20	8	14	0						
TABLAS	C		10		99	C	w/in	2					98	A+
	25	3	25		20	10	15	0						
ROMBLON	R		14		98	C	w/in	130					65	B
	2		20		20	10	15	2						
BUSUANGA	C		15		75	C	(4)	46					53	D
	25	5	0	2	0	10	11	0						
PALAWAN	R		12		94	C	(2)	40					72	B
	2	3	25		19	10	13	0						

COOPERATIVE	Amortization Payment		Systems Loss		Collection Efficiency	Payment to PS	Non-Power Cost	Demerit Points				1st Sem. 2004		
	Major	Incentive	Major	Bonus				Cash Adv.	No AB	No CF	No SF for Rein.	Total	Category	
<b>REGION V</b>														
CANORECO	R		16		92	Res-C	w/in	34					30	D
	(10)		0		17	8	15	0						
CAMARINES SUR I	R		19		92	C	w/in	107					19	E
	(21)		0		17	10	15	2						
CAMARINES SUR II	R		18		98	C	(1)	548					37	D
	2		0	1	20	10	14	10						
CAMARINES SUR III	R		23		91	Rel-Res-1	w/in	94					13	E
	(21)		0	4	16	0	15	1						
CAMARINES SUR IV	R		16		96	C	w/in	48					47	D
	2		0		20	10	15	0						
ALBAY	R		22		96	Rel-Res-1	w/in	1,011					(3)	E
	(18)		0		20	0	15	(20)						
SORSOGON I	R		18		90	Res-1	(2)	41					25	E
	(8)		0		15	5	13	0						
SORSOGON II	R		17		90	1	(3)	253					33	D
	2		0	1	15	8	12	5						
CATANDUANES	R		13		97	Res-C	(2)	22					65	B
	1		23		20	8	13	0						
MASBATE	R		13		94	Res-C	w/in	25					72	B
	(3)		23	10	19	8	15	0						
TICAO *														

\* Evaluation of operating performance not conducted due to late submission of MFSR as of June 30, 2004

*Handwritten signatures and initials*

COOPERATIVE	Amortization Payment		Systems Loss		Collection Efficiency	Payment to PS	Non-Power Cost	Demerit Points				1st Sem. 2004		
	Major	Incentive	Major	Bonus				Cash Adv.	No AB	No CF	No SF for Rein.	Total	Category	
<b>REGION VI</b>														
AKLAN	R		13		94	Res-C	w/in	47					70	B
	1		23	4	19	8	15	0						
ANTIQUE	C		14		100	C	w/in	26					95	A+
	25	5	20		20	10	15	0						
CAPIZ	C		14		97	1	w/in	13					93	A+
	25	5	20		20	8	15	0						
ILOILO I	C		13		100	C	w/in	0					98	A+
	25	5	23		20	10	15	0						
ILOILO II	C		16		93	C	w/in	670					65	B
	25	5	0	5	18	10	15	13						
ILOILO III	R		15		92	C	(1)	266					44	D
	2		0	6	17	10	14	5						
GUIMARAS	R		18		99	C	w/in	30					47	D
	2		0		20	10	15	0						
VRESKO	C		16		99	C	w/in	40					70	B
	25		0		20	10	15	0						
CENTRAL NEGROS	C		16		94	1	w/in	249					63	C
	25		0		19	8	15	4						
NEGROS OCCIDENTAL	C		13		100	C	w/in	15					96	A+
	25	3	23		20	10	15	0						

*Handwritten signatures and initials*

COOPERATIVE	Amortization Payment		Systems Loss		Collection Efficiency	Payment to PS	Non-Power Cost	Demerit Points				1st Sem. 2004		
	Major	Incentive	Major	Bonus				Cash Adv.	No AB	No CF	No SF for Rein.	Total	Category	
<b>REGION VII</b>														
NEGROS OR. I	C		15		94	C	w/in	16					74	B
	25	5	0		19	10	15	0						
NEGROS OR. II	C		15		97	C	w/in	36					75	A
	25	5	0		20	10	15	0						
BANTAYAN	C		11		95	C	(3)	89					98	A+
	25	5	25	2	20	10	12	1						
CEBU I	C		9		100	C	w/in	0					100	A+
	25	5	25		20	10	15	0						
CEBU II	C		11		98	C	w/in	0					100	A+
	25	5	25		20	10	15	0						
CEBU III	C		7		100	C	w/in	0					100	A+
	25	5	25		20	10	15	0						
SIQUJOR	C		11		100	C	w/in	21					100	A+
	25	5	25		20	10	15	0						
CAMOTES	R		14		97	C	w/in	36					52	D
	(21)		20	8	20	10	15	0						
BOHOL I	C		8		100	C	w/in	0					100	A+
	25	5	25		20	10	15	0						
BOHOL II	C		12		100	C	w/in	32					95	A+
	25		25		20	10	15	0						

Page 7 of 12

*Handwritten signatures and initials:*  
 [Signature]  
 [Signature]  
 [Signature]

COOPERATIVE	Amortization Payment		Systems Loss		Collection Efficiency	Payment to PS	Non-Power Cost	Demerit Points				1st Sem. 2004		
	Major	Incentive	Major	Bonus				Cash Adv.	No AB	No CF	No SF for Rein.	Total	Category	
<b>REGION VIII</b>														
LEYTE I/DORELCO	R		21		92	C	w/in	228					37	D
	(1)		0		17	10	15	4						
LEYTE II	R		16		97	C	w/in	49					48	D
	2	1	0		20	10	15	0						
LEYTE III	C		18		100	C	w/in	159					73	B
	25	5	0	1	20	10	15	3						
LEYTE IV	C		15		100	C	(1)	161					69	B
	25	3	0		20	10	14	3						
LEYTE V	R		16		98	C	w/in	47					51	D
	6		0		20	10	15	0						
SOUTHERN LEYTE	C		16		97	C	(2)	2					73	B
	25	5	0		20	10	13	0						
BILIRAN	C		18		98	C	w/in	153					72	B
	25	5	0		20	10	15	3						
NORTHERN SAMAR	R		18		87	1	w/in	214					19	E
	(13)		0	1	12	8	15	4						
SAMAR I	R		13		98	C	w/in	32					78	A
	10		23		20	10	15	0						
SAMAR II	C		13		97	C	w/in	43					93	A+
	25		23		20	10	15	0						
EASTERN SAMAR	R		21		85	Rel-1	(8)	411					(1)	E
	(16)		0	1	10	5	7	8						

Page 8 of 12

*Handwritten signatures and initials:*  
 [Signature]  
 [Signature]  
 [Signature]



COOPERATIVE	Amortization Payment		Systems Loss		Collection Efficiency	Payment to PS	Non-Power Cost	Demerit Points			1st Sem. 2004		
	Major	Incentive	Major	Bonus				Cash Adv.	No AB	No CF	No SF for Rein.	Total	Category
<b>REGION IX</b>													
ZAMBOANGA NORTE	C 25	5	15 0		96 20	16 0	w/in 15	40 0				65	B
ZAMBOANGA SUR I	C 25	5	16 0		97 20	C 10	w/in 15	0 0				75	A
ZAMBOANGA SUR II	C 25	5	16 0		94 19	C 10	w/in 15	1,868 37				37	D
ZAMBOANGA CITY	C 25	5	18 0		99 20	Res-C 8	w/in 15	5,467 109				(36)	E

<b>REGION X</b>													
MISAMIS OCCIDENTAL I	R 10		14 20		98 20	Res-C 8	w/in 15	43 0				73	B
MISAMIS OCCIDENTAL II	Res 13	1	14 20	6	95 20	C 10	w/in 15	30 0				85	A
MISAMIS ORIENTAL I	C 25	5	6 25	2	100 20	C 10	(2) 13	48 0				100	A+
MISAMIS ORIENTAL II	C 25	5	14 20		92 17	C 10	w/in 15	29 0				92	A+
BUKIDNON I	C 25	5	13 23		100 20	C 10	w/in 15	48 0				98	A+
BUKIDNON II	C 25	3	16 0		85 10	C 10	w/in 15	113 2				61	C
CAMIGUIN	R 2		15 0		98 20	C 10	w/in 15	38 0				47	D
LANAO NORTE	C 25	5	13 23		100 20	C 10	w/in 15	11 0				98	A+

*Handwritten initials and marks*

<b>REGION XI</b>													
DAVAO ORIENTAL	C 25	5	5 25		100 20	C 10	w/in 15	32 0				100	A+
DAVAO NORTE	C 25	5	16 0		99 20	C 10	w/in 15	24 0				75	A
DAVAO SUR	C 25	5	10 25		97 20	C 10	w/in 15	40 0				100	A+
<b>REGION XII</b>													
NORTH COTABATO	C 25	5	13 23		96 20	C 10	w/in 15	39 0				98	A+
SOUTH COTABATO I	C 25	5	14 20		99 20	C 10	w/in 15	20 0				95	A+
SOUTH COTABATO II	C 25	5	15 0		99 20	C 10	(1) 14	34 0				74	B
SULTAN KUDARAT	R 15		15 0		96 20	C 10	w/in 15	44 0				60	C

*Handwritten initials and marks*

